


Prealize Employer Reports: Have a Different Conversation through AI-Powered Insights



Prealize advanced predictive analytics elevates your understanding of an employer's cost drivers and utilization trends and delivers benchmarking insights and actionable predictions. With over 85% prediction accuracy, Prealize empowers sales and account teams to go beyond focusing on last year's costs, enabling a data-driven conversation about next year's healthcare challenges, associated costs, and strategies that can meaningfully impact both.

This approach transforms how account teams engage with both fully insured and self-funded employer groups, providing:

Future-Focused Insights: Move beyond last year's outcomes and deliver actionable predictions for next year's medical trends.

Risk Mitigation for Self-Funded Employers: Showcase payer services that effectively reduce avoidable medical spend resulting in improved health outcomes and lower medical costs.

Proactive Population Health Management: Highlight the tangible benefits of proactive care and your specific condition and cost management

programs that directly align with an employer's future health and cost profile. Demonstrate through data and with confidence, the value of your offerings to positively impact engagement, health outcomes, and overall costs.

Data-Driven Decision Making: Leverage predictive analytics to see what's coming and changing by providing employers with accurate predictions of their future healthcare costs and cost drivers. Advanced predictive analytics is foundational to moving from reactive to proactive health and cost management strategies.

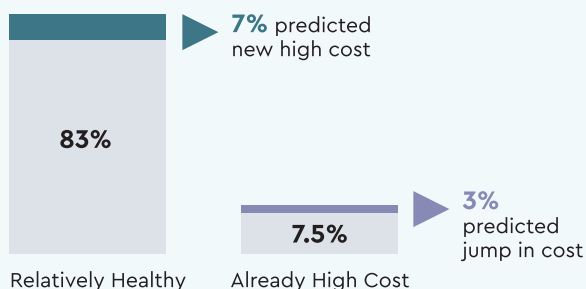
Harnessing the power of AI-driven advanced analytics, Prealize provides tailored insights through standalone or white-label Employer Reports, addressing employers' most pressing concerns— understanding future cost trends, identifying cost drivers, and engaging programs that mitigate costs while enhancing the health outcomes of employees and their families.

Below are some of the employers' key areas of interest:

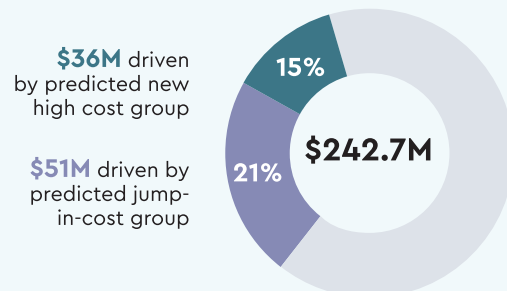
Rising Risk Drives Over a Third of Costs


A relatively small number of employees will become new high-cost or jump higher in cost, driving 36% of cost in the next 12 months. Proactively engaging these individuals is crucial to managing costs effectively.

Rising Risk Predictions



Actual Costs

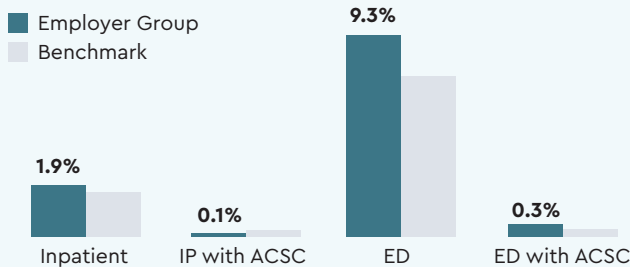




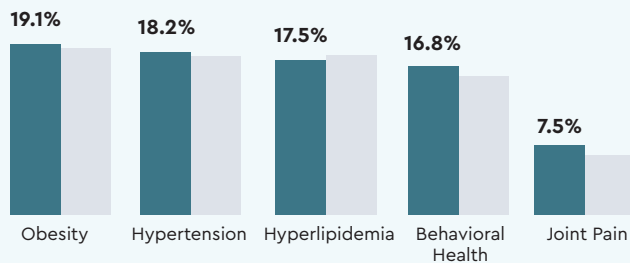
Driving High-Value Impact

Chart A predicts predicted inpatient and ED utilization for the employer group compared to benchmarks. Chart B identifies the Top 5 conditions predicted to drive utilization for the employer and their benchmark comparisons, identifying the most impactful care and condition management opportunities in the coming year.

(A) Predicted Utilization Prevalence



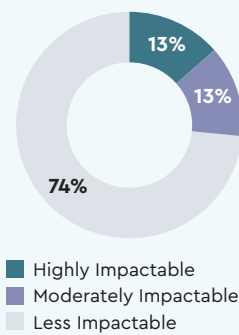
(B) Top 5 Predicted Condition Prevalence



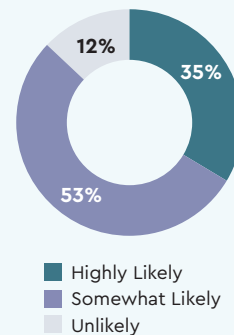
Optimizing Engagement

After deploying condition management programs using Prealize's risk stratification, the Employer Report provides insights into the influence of these programs on the employer's population and predicts their likelihood of engagement. Results are benchmarked against similar companies for comparison.

Clinical Impactability



Engagement Predictions



Employer Reports enhance client interactions by delivering the most advanced predictive analytics to support data-driven benefit and cost management strategies, tailored to each employer group's unique healthcare needs.

Transforms sales conversations from retrospective cost analysis to proactive risk prediction and management

Delivers actionable predictions aligned with each unique employer group profile

Enables proactive risk mitigation and cost reduction through targeted population health management

Contact sales@prealizehealth.com to learn more.